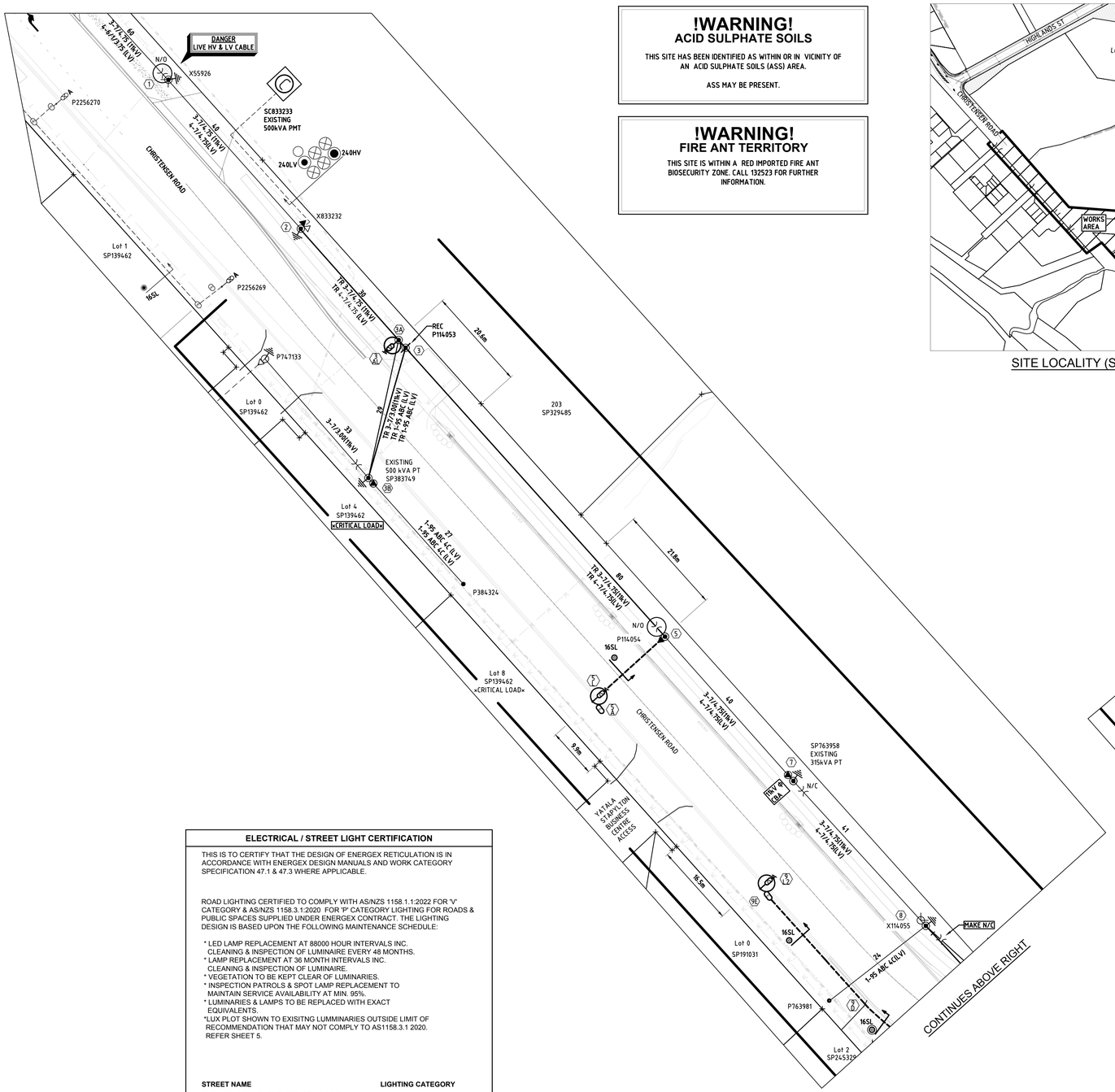

!WARNING!
ACID SULPHATE SOILS

THIS SITE HAS BEEN IDENTIFIED AS WITHIN OR IN VICINITY OF AN ACID SULPHATE SOILS (ASS) AREA.

ASS MAY BE PRESENT.

!WARNING!
FIRE ANT TERRITORY

THIS SITE IS WITHIN A RED IMPORTED FIRE ANT BIOSECURITY ZONE. CALL 132523 FOR FURTHER INFORMATION.

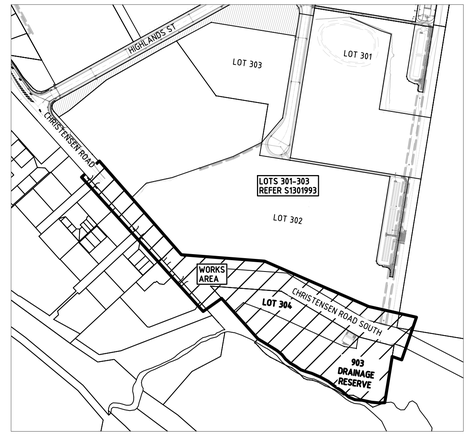

SITE LOCALITY (SCALE 1:5000@A1)

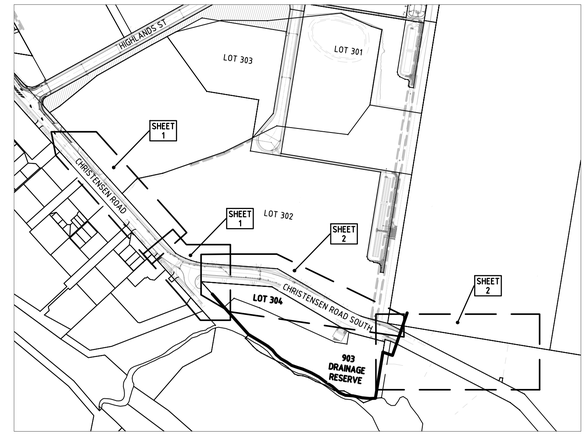

VIEWPORT SHEET LAYOUT
N.T.S

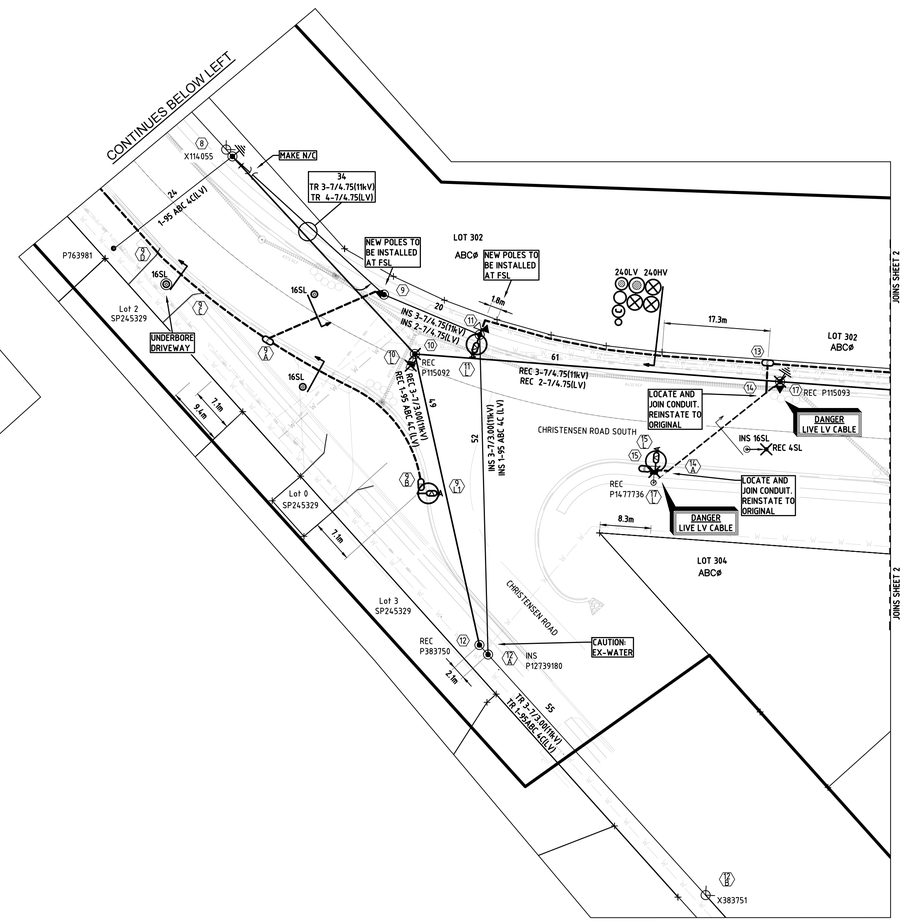

ELECTRICAL / STREET LIGHT CERTIFICATION

THIS IS TO CERTIFY THAT THE DESIGN OF ENERGEX RETICULATION IS IN ACCORDANCE WITH ENERGEX DESIGN MANUALS AND WORK CATEGORY SPECIFICATION 47.1 & 47.3 WHERE APPLICABLE.

ROAD LIGHTING CERTIFIED TO COMPLY WITH AS/NZS 1158.1.1:2022 FOR 'V' CATEGORY & AS/NZS 1158.3.1:2020 FOR 'P' CATEGORY LIGHTING FOR ROADS & PUBLIC SPACES SUPPLIED UNDER ENERGEX CONTRACT. THE LIGHTING DESIGN IS BASED UPON THE FOLLOWING MAINTENANCE SCHEDULE:

* LED LAMP REPLACEMENT AT 88000 HOUR INTERVALS INC. CLEANING & INSPECTION OF LUMINAIRE EVERY 48 MONTHS.
* LAMP REPLACEMENT AT 36 MONTH INTERVALS INC. CLEANING & INSPECTION OF LUMINAIRE.
* VEGETATION TO BE KEPT CLEAR OF LUMINARIES.
* INSPECTION PATROLS & SPOT LAMP REPLACEMENT TO MAINTAIN SERVICE AVAILABILITY AT MIN. 95%.
* LUMINARIES & LAMPS TO BE REPLACED WITH EXACT EQUIVALENTS.
*LUX PLOT SHOWN TO EXISITNG LUMMINARIES OUTSIDE LIMIT OF RECOMMENDATION THAT MAY NOT COMPLY TO AS1158.3.1 2020. REFER SHEET 5.

STREET NAME	LIGHTING CATEGORY
CHRISTENSEN RD, CHRISTENSEN RD STH	PR5

KRIS BOVEINIS (RPEQ 22272) K Boveinis

DATE 20.02.25

SYMBOL LEGEND

- PROPOSED 50mm S/L
- PROPOSED ENERGEX 100mm COMMS
- PROPOSED 100mm
- PROPOSED 125mm
- EXISTING 40mm S/L
- EXISTING ENERGEX 100mm COMMS
- EXISTING 100mm
- EXISTING 125mm
- PROPOSED CABLE (AS MARKED)
- EXISTING CABLE (AS MARKED)
- PROPOSED UNDERGROUND HV/LV ROUTE
- EXISTING UNDERGROUND HV/LV ROUTE
- PROPOSED OVERHEAD HV/LV ROUTE
- EXISTING OVERHEAD HV/LV ROUTE
- PROPOSED S/L CABLE
- EXISTING S/L CABLE
- PADMOUNT TRANSFORMER
- PMT LV GEOGRAPHIC
- PMT HV GEOGRAPHIC
- RING MAIN UNIT
- RMU HV SCHEMATIC
- PROPOSED SUPPLY PILLAR
- EXISTING SUPPLY PILLAR
- PROPOSED LINK PILLAR
- EXISTING LINK PILLAR
- COMMERCIAL PILLAR
- EARTH
- PROPOSED TYPE 4 PIT
- EXISTING TYPE 4 PIT
- RECOVER EQUIPMENT
- 11kV STRAIGHT JOINT
- OVERHEAD POLE TRANSFORMER
- OVERHEAD POLE (HV ONLY)
- OVERHEAD POLE (LV ONLY)
- OVERHEAD POLE (HV & LV)
- OVERHEAD HV TERMINATION
- OVERHEAD LV TERMINATION
- AIR BREAK SWITCH (OPEN)
- AIR BREAK SWITCH (CLOSED)
- DISCONNECT LINKS (OPEN)
- DISCONNECT LINKS (CLOSED)
- WATER METER
- SURVEY PEG

STREET LIGHT SYMBOL LEGEND

- PROPOSED L67A (RATE 2)
- EXISTING L90A (RATE 2)
- EXISTING S100 (RATE 2)

ENERGEX NON-STANDARD TRENCH DETAILS (NTS)

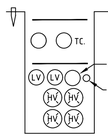

DETAIL SP1

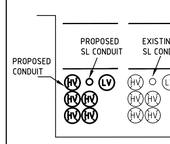

DETAIL SP2

R	DESCRIPTION	DATE
A	ISSUED FOR COUNCIL ACCEPTANCE ONLY, NOT FOR CONSTRUCTION	18.11.24
B	ISSUE FOR ENERGEX ACCEPTANCE ONLY, NOT FOR CONSTRUCTION	17.12.24
C	ISSUE FOR COUNCIL ACCEPTANCE ONLY, NOT FOR CONSTRUCTION	28.01.25

PE CONSULTING ENGINEERS
STREET ADDRESS U14, 39 Lawrence Dr, Nerang QLD 4211
POSTAL ADDRESS PO Box 2835, Nerang DC QLD 4211
TELEPHONE (07) 5596 1425
EMAIL mail@pece.com.au
WEB petereustace.com.au

NORTH

22-0641-EGX -01

SITE CONTACT DETAILS		COUNCIL STANDARD ALIGNMENTS		WORKS COORDINATOR	PECE
NAME		Energex OH	0.7m FoK	PARENT PROJECT NO.	
TBC		Energex UG	0-0.9m RP	WORK REQUEST NO.	
COMPANY		NBN	REFER NBN	LOTS	304, 903 'DRAINAGE RESERVE'
-		GAS	REFER GAS		
PHONE	-	HP GAS	REFER GAS	CANCELLING LOTS	BAL LOT 505 SP316171
MOBILE	-	WATER	REFER CIVIL		
FAX	-	STORMWATER	REFER CIVIL	LOCAL AUTHORITY	GOLD COAST CITY COUNCIL
		SEWERAGE	REFER CIVIL	UBD REF	
		OTHER	REFER CIVIL	PEGGED?	

APPROVED	KRIS BOVEINIS
CHECKED	KRIS BOVEINIS
DESIGNER	LUKE ARACE
PHONE	(07) 5596 1425
PLANNER	KRIS BOVEINIS
PHONE	(07) 5596 1425
ISSUE DATE	03 FEBRUARY 2025

PECE

INSTALL CONDUIT, LV CABLE, STREETLGHT, & OH WORKS

VANTAGE YATALA STAGE 3 EXTERNAL WORKS
CHRISTENSEN RD & CHRISTENSEN RD SOUTH
STAPYLTON, QLD, 4207

WORKSPLAN VERSION 5.5
SCALE: 1:500@A1
PROJECT / SUB PROJECT NO.
S1302115
Sheet 1 of 7
ISSUE NO: C

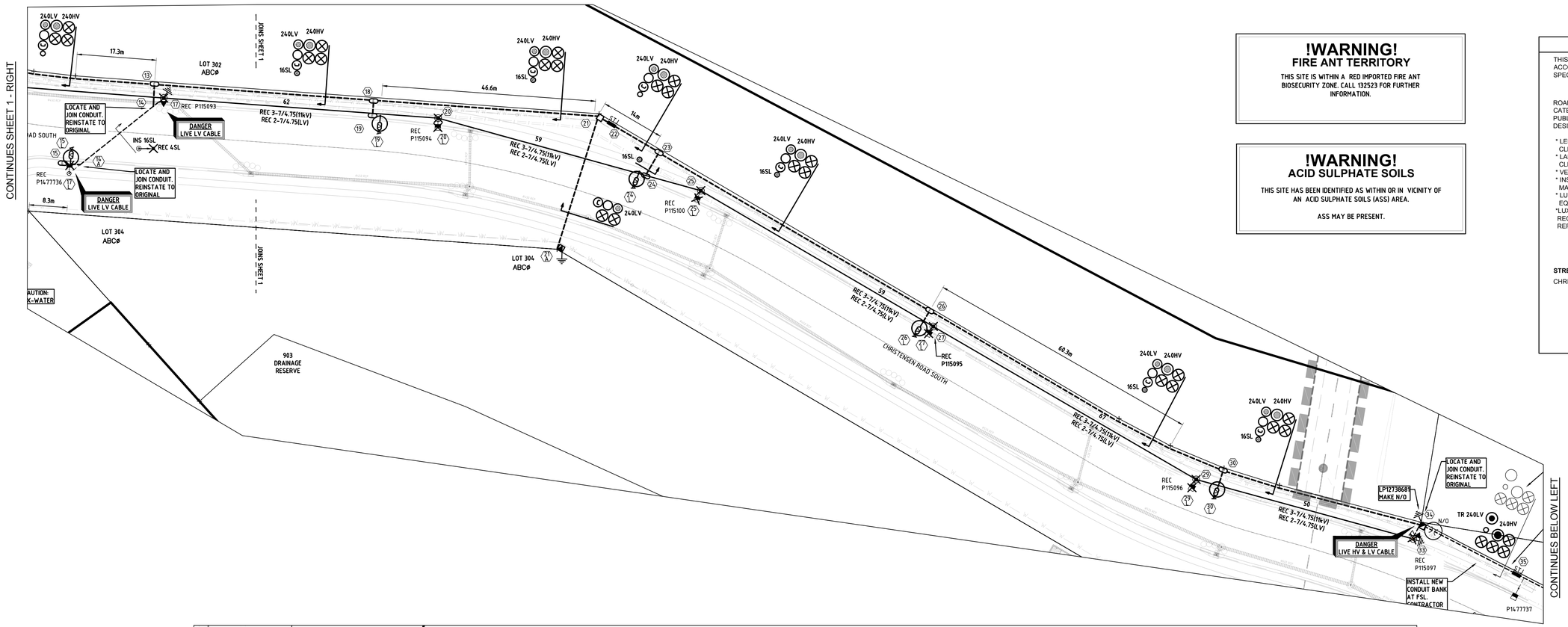

!WARNING!
FIRE ANT TERRITORY

THIS SITE IS WITHIN A RED IMPORTED FIRE ANT BIOSECURITY ZONE. CALL 132523 FOR FURTHER INFORMATION.

!WARNING!
ACID SULPHATE SOILS

THIS SITE HAS BEEN IDENTIFIED AS WITHIN OR IN VICINITY OF AN ACID SULPHATE SOILS (ASS) AREA.

ASS MAY BE PRESENT.

ELECTRICAL / STREET LIGHT CERTIFICATION

THIS IS TO CERTIFY THAT THE DESIGN OF ENERGEX RETICULATION IS IN ACCORDANCE WITH ENERGEX DESIGN MANUALS AND WORK CATEGORY SPECIFICATION 47.1 & 47.3 WHERE APPLICABLE.

ROAD LIGHTING CERTIFIED TO COMPLY WITH AS/NZS 1158.1.1:2022 FOR 'V' CATEGORY & AS/NZS 1158.3.1:2020 FOR 'P' CATEGORY LIGHTING FOR ROADS & PUBLIC SPACES SUPPLIED UNDER ENERGEX CONTRACT. THE LIGHTING DESIGN IS BASED UPON THE FOLLOWING MAINTENANCE SCHEDULE:

* LED LAMP REPLACEMENT AT 88000 HOUR INTERVALS INC. CLEANING & INSPECTION OF LUMINAIRE EVERY 48 MONTHS.
* LAMP REPLACEMENT AT 36 MONTH INTERVALS INC. CLEANING & INSPECTION OF LUMINAIRE.
* VEGETATION TO BE KEPT CLEAR OF LUMINARIES.
* INSPECTION PATROLS & SPOT LAMP REPLACEMENT TO MAINTAIN SERVICE AVAILABILITY AT MIN. 95%.
* LUMINARIES & LAMPS TO BE REPLACED WITH EXACT EQUIVALENTS.
*LUX PLOT SHOWN TO EXISITNG LUMMINARIES OUTSIDE LIMIT OF RECOMMENDATION THAT MAY NOT COMPLY TO AS1158.3.1 2020. REFER SHEET 5.

STREET NAME	LIGHTING CATEGORY
CHRISTENSEN RD, CHRISTENSEN RD STH	PR5

KRIS BOVEINIS (RPEQ 22272) K Boveinis

DATE 20.02.25

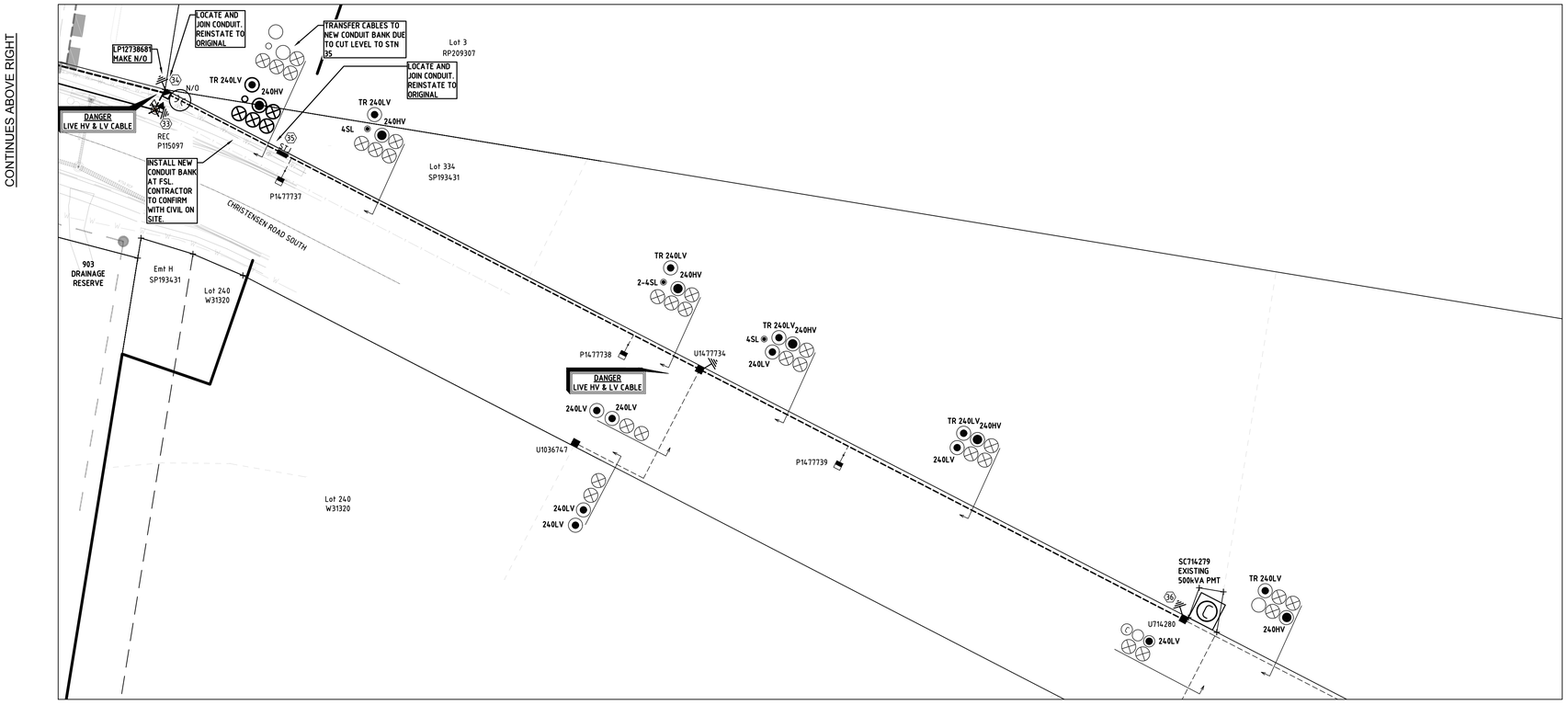

ISSUE FOR COUNCIL ACCEPTANCE ONLY

NOT FOR CONSTRUCTION

This drawing is to be considered preliminary until this disclaimer is removed by Peter Eustace Pty. Ltd.

R	DESCRIPTION	DATE
A	ISSUED FOR COUNCIL ACCEPTANCE ONLY NOT FOR CONSTRUCTION	18.11.24
B	ISSUE FOR ENERGEX ACCEPTANCE ONLY NOT FOR CONSTRUCTION	17.12.24
C	ISSUE FOR COUNCIL ACCEPTANCE ONLY NOT FOR CONSTRUCTION	20.02.25

PE CONSULTING ENGINEERS
STREET ADDRESS U14, 39 Lawrence Dr, Nerang QLD 4211
POSTAL ADDRESS PO Box 2835, Nerang DC QLD 4211
TELEPHONE (07) 5596 1425
EMAIL mail@pece.com.au
WEB petereustace.com.au

NORTH

22-0641-EGX -02

SITE CONTACT DETAILS		COUNCIL STANDARD ALIGNMENTS		WORKS COORDINATOR	PECE
NAME		Energex OH	0.7m FoK	PARENT PROJECT NO.	
TBC		Energex UG	0-0.9m RP	WORK REQUEST NO.	
COMPANY		NBN	REFER NBN	LOTS	304, 903 'DRAINAGE RESERVE'
-		GAS	REFER GAS		
PHONE	-	HP GAS	REFER GAS	CANCELLING LOTS	BAL LOT 505 SP316171
MOBILE	-	WATER	REFER CIVIL		
FAX	-	STORMWATER	REFER CIVIL	LOCAL AUTHORITY	GOLD COAST CITY COUNCIL
		SEWERAGE	REFER CIVIL	UBD REF	
		OTHER	REFER CIVIL	PEGGED?	

APPROVED	KRIS BOVEINIS
CHECKED	KRIS BOVEINIS
DESIGNER	LUKE ARACE
PHONE	(07) 5596 1425
PLANNER	KRIS BOVEINIS
PHONE	(07) 5596 1425
ISSUE DATE	20 FEBRUARY 2025

PECE

INSTALL CONDUIT, LV CABLE, STREETLGHT, & OH WORKS

VANTAGE YATALA STAGE 3 EXTERNAL WORKS
CHRISTENSEN RD & CHRISTENSEN RD SOUTH
STAPYLTON, QLD, 4207

WORKSPLAN VERSION 5.5
SCALE: 1:500@A1
PROJECT / SUB PROJECT NO.
S1302115
Sheet 2 of 7
ISSUE NO: C

URD CIVIL WORKS SCHEDULE (ROAD CROSSINGS BY CIVIL CONTRACTOR)

LOCATION	STATIONS FROM-TO	CONDUIT LENGTH (m) 50	No	100C	No	100	No	125	No	BENDS (<°/No) 50	No	100C	No	100	No	125	No	X-SECTION (m) EXCAV/ TAPE	COVER STRIP	TRENCH DETAIL	DRAW WIRE	KERB MARK	REMARKS
CHRISTENSEN RD	5 - 5L	20	1																20	O	20	2	
	9 - 9A	25	1																25	O	25	2	
CHRISTENSEN RD STH	21 - 21A			30	1	30	2	30	2										30	N	150	2	INSTALL BELOW SWD
TOTALS		45		30		60		60											75		195	4	

URD CIVIL WORKS SCHEDULE (ALONG FOOTPATHS BY ELECTRICAL CONTRACTOR)

LOCATION	STATIONS FROM-TO	CONDUIT LENGTH (m) 50	No	100C	No	100	No	125	No	BENDS (<°/No) 40	No	100C	No	100	No	125	No	X-SECTION (m) EXCAV/ TAPE	COVER STRIP	TRENCH DETAIL	DRAW WIRE	KERB MARK	REMARKS
CHRISTENSEN RD	9C - 9D	15	1																15	O	15		INSTALL BoK ALIGNMENT. UNDERBORE DRIVEWAY
	9C - 9L1	55	1																55	O	55		INSTALL BoK ALIGNMENT
	9D - 9L2	35	1																35	O	35		INSTALL BoK ALIGNMENT
CHRISTENSEN RD STH	11 - 34	355	1	355	1	355	2	355	4									350	5	SP1	2840		
	34 - 35	30	1	30	1			30	6									30		SP2	240		INSTALL ADJACENT EXISTING CONDUIT BANK AT FSL. LOCATE AND JOIN CONDUIT. REINSTATE TO ORIGINAL
	13 - 14	5	1																5	O	5		LOCATE AND JOIN CONDUIT. REINSTATE TO ORIGINAL
	14A - 15	5	1																5	O	5		INSTALL BoK ALIGNMENT. LOCATE AND JOIN CONDUIT. REINSTATE TO ORIGINAL
	15 - 15L	5	1																5	O	5		INSTALL BoK ALIGNMENT
	18 - 19L	10	1																10	O	10		
	23 - 24L	10	1																10	O	10		
	26 - 26L	5	1																5	O	5		
	30 - 30L	5	1																5	O	5		
TOTALS		535		385		710		1600										380	155		3230		

EQUIPMENT SCHEDULE

LOCATION	STN No	SITE I.D.	EXIST	REC	INSTALL	SIZE & DESCRIPTION	IIN	COMP ID	PLANT No.	MODEL ID	QTY	LCC	REMARKS
CHRISTENSEN RD	5A				*	S/L PIT & LID (TYPE 4)		PT1		ASSY833-1	1		
	9A				*	S/L PIT & LID (TYPE 4)		PT1		ASSY833-1	1		
					*	JUNCTION BOX KIT (NO FUSE)				ASSY833-5	1		
	9B				*	S/L PIT & LID (TYPE 4)		PT1		ASSY833-1	1		
	9E				*	S/L PIT & LID (TYPE 4)		PT1		ASSY833-1	1		
CHRISTENSEN RD STH	13				*	S/L PIT & LID (TYPE 4)		PT1		ASSY833-1	1		
					*	JUNCTION BOX KIT (NO FUSE)				ASSY833-5	1		
	15				*	S/L PIT & LID (TYPE 4)		PT1		ASSY833-1	1		
	18				*	S/L PIT & LID (TYPE 4)		PT1		ASSY833-1	1		
					*	JUNCTION BOX KIT (NO FUSE)				ASSY833-5	1		
	19				*	S/L PIT & LID (TYPE 4)		PT1		ASSY833-1	1		
	21	U12738388			*	SUPPLY PILLAR (240-240-240 7F)		PI1		LVSP9-6S	1		
	21A	U12738389			*	C + I PILLAR		CI1		LVLP400CFS	1		
					*	EARTH				ASSY1037-1	1		
	22	U12738390			*	11kV STRAIGHT JOINT		SJ1		11ST24/24X	1		
	23				*	S/L PIT & LID (TYPE 4)		PT1		ASSY833-1	1		
	24				*	S/L PIT & LID (TYPE 4)		PT1		ASSY833-1	1		
	26				*	S/L PIT & LID (TYPE 4)		PT1		ASSY833-1	1		
					*	JUNCTION BOX KIT (NO FUSE)				ASSY833-5	1		
	30				*	S/L PIT & LID (TYPE 4)		PT1		ASSY833-1	1		
					*	JUNCTION BOX KIT (NO FUSE)				ASSY833-5	1		
	34	LP12738681			*	LINK PILLAR (240-240 7F)		LP1		LVSP14-6SL	1		MAKE N/O
					*	EARTH				ASSY1037-1	1		
	35	U12647302			*	11kV STRAIGHT JOINT		SJ1		11ST24/24X	1		
	36	U714280	*			SERV PILLAR		EX		EX	EX		
			*			EARTH		EX		EX	EX		

UNDERGROUND CABLE SCHEDULE

LOCATION	STATIONS FROM-TO	VOLTS	EXIST	TRF	REC	INSTALL	CABLE SIZE/TYPE	MODEL ID	ROUTE LENGTH (m)	CABLE LENGTH (m) NEW	REC	LCC	REMARKS
CHRISTENSEN RD	5 - 5L	SL				*	16mm² 2C Cu PVC/PVC	LVC216PVPV	32	35			
	9 - 9A	SL				*	16mm² 2C Cu PVC/PVC	LVC216PVPV	32	35			
	9A - 9L1	SL				*	16mm² 2C Cu PVC/PVC	LVC216PVPV	42	45			
	9A - 9L2	SL				*	16mm² 2C Cu PVC/PVC	LVC216PVPV	57	60			
CHRISTENSEN RD STH	11 - 22	11kV				*	240mm² 3 x 1C AI XLPE TRIPLEX	11AT240XSH	167	170			
	22 - 35	11kV				*	240mm² 3 x 1C AI XLPE TRIPLEX	11AT240XSH	227	230			
	11 - 21	LV				*	240mm² 4C AI XLPE	LVA4240XPV	162	165			
	21 - 21A	LV				*	240mm² 4C AI XLPE	LVA4240XPV	32	35			
	21 - 34	LV				*	240mm² 4C AI XLPE	LVA4240XPV	202	205			
	33 - 34	LV	*		*		240mm² 4C AI XLPE	LVA4240XPV	12		15		
	34 - 36	LV	*	*			240mm² 4C AI XLPE	LVA4240XPV	205				
	13 - 15L	SL				*	16mm² 2C Cu PVC/PVC	LVC216PVPV	32	35			
	13 - 18	SL				*	16mm² 2C Cu PVC/PVC	LVC216PVPV	47	50			
	17 - 17L	SL	*		*		4mm² 2C Cu PVC/PVC	LVC24PVPV	37		40		
	18 - 19L	SL				*	4mm² 2C Cu PVC/PVC	LVC24PVPV	7	10			
	18 - 21	SL				*	16mm² 2C Cu PVC/PVC	LVC216PVPV	52	55			
	26 - 24L	SL				*	16mm² 2C Cu PVC/PVC	LVC216PVPV	77	80			
	26 - 26L	SL				*	4mm² 2C Cu PVC/PVC	LVC24PVPV	2	5			
	26 - 30	SL				*	16mm² 2C Cu PVC/PVC	LVC216PVPV	72	75			
	30 - 30L	SL				*	4mm² 2C Cu PVC/PVC	LVC24PVPV	2	5			
	30 - 34	SL				*	16mm² 2C Cu PVC/PVC	LVC216PVPV	47	50			
TOTALS		11kV					240mm² 3 x 1C AI XLPE TRIPLEX	11AT240XSH		400			
		LV					240mm² 4C AI XLPE	LVA4240XPV		405	15		
		SL					16mm² 2C Cu PVC/PVC	LVC216PVPV		520			
		SL					4mm² 2C Cu PVC/PVC	LVC24PVPV		20	40		

ISSUE FOR COUNCIL ACCEPTANCE ONLY

NOT FOR CONSTRUCTION

This drawing is to be considered preliminary until this disclaimer is removed by Peter Eustace Pty. Ltd.

ELECTRICAL / STREET LIGHT CERTIFICATION

THIS IS TO CERTIFY THAT THE DESIGN OF ENERGEX RETICULATION IS IN ACCORDANCE WITH ENERGEX DESIGN MANUALS AND WORK CATEGORY SPECIFICATION 47.1 & 47.3 WHERE APPLICABLE.

ROAD LIGHTING CERTIFIED TO COMPLY WITH AS/NZS 1158.1.1:2022 FOR "V" CATEGORY & AS/NZS 1158.3.1:2020 FOR 'P' CATEGORY LIGHTING FOR ROADS & PUBLIC SPACES SUPPLIED UNDER ENERGEX CONTRACT. THE LIGHTING DESIGN IS BASED UPON THE FOLLOWING MAINTENANCE SCHEDULE:

* LED LAMP REPLACEMENT AT 88000 HOUR INTERVALS INC. CLEANING & INSPECTION OF LUMINAIRE EVERY 48 MONTHS.
* LAMP REPLACEMENT AT 36 MONTH INTERVALS INC. CLEANING & INSPECTION OF LUMINAIRE.
* VEGETATION TO BE KEPT CLEAR OF LUMINARIES.
* INSPECTION PATROLS & SPOT LAMP REPLACEMENT TO MAINTAIN SERVICE AVAILABILITY AT MIN. 95%.
* LUMINARIES & LAMPS TO BE REPLACED WITH EXACT EQUIVALENTS.

*LUX PLOT SHOWN TO EXISITNG LUMMINARIES OUTSIDE LIMIT OF RECOMMENDATION THAT MAY NOT COMPLY TO AS1158.3.1 2020. REFER SHEET 5.

STREET NAME	LIGHTING CATEGORY
CHRISTENSEN RD, CHRISTENSEN RD STH	PR5

KRIS BOVEINIS (RPEQ 22272) — K Boveinis

DATE 20.02.25

R	DESCRIPTION	DATE
A	ISSUED FOR COUNCIL ACCEPTANCE ONLY NOT FOR CONSTRUCTION	18.11.24
B	ISSUE FOR ENERGEX ACCEPTANCE ONLY NOT FOR CONSTRUCTION	17.12.24
C	ISSUE FOR COUNCIL ACCEPTANCE ONLY NOT FOR CONSTRUCTION	20.02.25

CONSULTING ENGINEERS
STREET ADDRESS U14, 39 Lawrence Dr, Nerang QLD 4211
POSTAL ADDRESS PO Box 2835, Nerang DC QLD 4211
TELEPHONE (07) 5596 1425
EMAIL mail@pece.com.au
WEB petereustace.com.au

NORTH

22-0641-EGX -03

SITE CONTACT DETAILS		COUNCIL STANDARD ALIGNMENTS		WORKS COORDINATOR	PECE
NAME		Energex OH	0.7m FoK	PARENT PROJECT NO.	
TBC		Energex UG	0-0.9m RP	WORK REQUEST NO.	
COMPANY		NBN	REFER NBN	LOTS	304, 903 'DRAINAGE RESERVE'
-		GAS	REFER GAS		
PHONE	-	HP GAS	REFER GAS	CANCELLING LOTS	BAL LOT 505 SP316171
MOBILE	-	WATER	REFER CIVIL		
FAX	-	STORMWATER	REFER CIVIL	LOCAL AUTHORITY	GOLD COAST CITY COUNCIL
		SEWERAGE	REFER CIVIL	UBD REF	
		OTHER	REFER CIVIL	PEGGED?	

APPROVED	KRIS BOVEINIS
CHECKED	KRIS BOVEINIS
DESIGNER	LUKE ARACE
PHONE	(07) 5596 1425
PLANNER	KRIS BOVEINIS
PHONE	(07) 5596 1425
ISSUE DATE	20 FEBRUARY 2025

PECE

INSTALL CONDUIT, LV CABLE, STREETLGHT, & OH WORKS

VANTAGE YATALA STAGE 3 EXTERNAL WORKS
CHRISTENSEN RD & CHRISTENSEN RD SOUTH
STAPYLTON, QLD, 4207

WORKSPLAN VERSION 5.5
SCALE: N.T.S.
PROJECT / SUB PROJECT NO.
S1302115
Sheet 3 of 7
ISSUE NO: C

OVERHEAD WORKS SCHEDULE

LOCATION	STN No.	SITE I.D (POLE No)	POLES EDT ANG	EDT kN	SST Kn	LST Kn	EXISTING	RECOVER	ERECT	SINK	FOOT	COMP ID	ALIGN	LCC	CONSTRUCTIONS (Note: KBS is top KB to top KB) EXISTING	RECOVER	ERECT	No	KBS	ANG	LCC	REMARKS
CHRISTENSEN RD	1	X55926	EX	EX	EX	EX	P12.5			EX	EX		EX		11SC 11LBSPT LVS			EX EX EX				
	2	X833232	~~296°~~ 296°	~~0.11~~ 0.11	~~1.42~~ 1.42	~~2.56~~ 2.56	P14/12-22			EX	EX		EX		11SC 11LBSPTFFIS 11PTTRIPXW LVP LVT4C240/HV CGEC			EX EX EX EX EX EX	150 750 1150 1800 150 150			
	3	P114053	~~175°~~	~~3.73~~	~~6.38~~	~~11.81~~	P12.5/12-22	P12.5/12-22		EX	EX		EX		11P 11T LVP S3B/W LVABC LVABC	11P 11T LVP S3B/W LVABC LVABC		EX EX EX EX EX EX	EX EX EX EX EX EX			DISCONNECTED.
	3A	P12647301	164°	7.07	10.86	19.56			P14/20-36	*2.616	MDCF		3m RP				11P/N/MOS 11TC HVTMO LVP LVABC/T LVABC/T SWPBMA3L	1 1 6 1 1 1 1	150 650 1800 300 2300	192.4 192.4 192.4		*FSL 25.479, TO BE FILLED AROUND POLE. SINK VALUE FROM EXSTING SURFACE LEVEL. REFER CIVIL
	3B	SP383749	~~49°~~ 52°	~~2.73~~ 2.81	~~5.62~~ 5.86	~~11.8~~ 11.9	P14/12-22			EX	EX		EX		11PES 11T 11EDO 11PT/315 LVABC/T LVABC/T PTCOM PTSMRC			EX EX EX EX EX EX EX EX				
	5	P114054	~~318°~~ 315.0°	~~4.4~~ 3.93	~~7.86~~ 5.7	~~13.8~~ 8.9	P12.5/8-14			EX	EX		EX		11P LVP		 SLUGT16/2	 EX 1	 EX 150			
	7	SP763958	~~330°~~ 323°	~~0.42~~ 0.5	~~1.76~~ 1.84	~~3.29~~ 3.42	P14/12-22C			EX	EX		EX		11TD 11EDO 11PT/315 LVS PTSMRC PTCOM			EX EX EX EX EX EX				
	8	X114055	~~160°~~ 227°	~~2.1~~ 1.11	~~3.09~~ 2.13	~~4.83~~ 4.07	P12.5/8-14			EX	EX		EX		11SC STAY 11LBSPT LVS LVABC/T MEN			EX EX EX EX EX EX	150 100 800 1800 300 300			
	9	P12647288	33°	1.01	3.1	6.23			P12.5/12-22	*2.4	MDCF		1m BoK				11SC/S HVTMO LVS LVTMO SC15568D SLUGT16/2	1 6 1 8 1 1	150 1800 150			*FSL 17.8, SINK VALUE FROM EXSTING SURFACE LEVEL. ~0.2m TO BE CUT AROUND POLE. REFER CIVIL
	10	P115092	~~344°~~	~~3.8~~	~~7.05~~	~~13.41~~	P14/12-22	P14/12-22		EX	EX		EX		11SC 11T LVT LVT SLWPBMA4	11SC 11T LVT LVT SLWPBMA4		EX EX EX EX EX				
	11	P12647290	209°	5.45	10.2	20.07			P14/12-22	*3.332	MDCF		1m BoK				11TC/S HVTMO PAGE7-54-2 11BRAL/240XL 11PTTRIPXW LVT LVTMO LVABC/T SC15568D LVBR240/AOH LVT4C240/HV LVABC/DS2T SWPBMA4L CGECROD	1 3 1 1 1 1 4 1 1 1 1 1 1 1	150 1400 1800 300 500 100 2150 	292.7 180.1 		SINK VALUE FROM EXSTING SURFACE LEVEL. TO BE FILLED TO FSL ~17.156. REFER CIVIL
	12	P383750	EX	EX	EX	EX	P12.5/12-22	P12.5/12-22		EX	EX		EX		11TD LVABC/A	11TD LVABC/A		EX EX				POLE >10 YEARS OLD. RECOVER
	12A	P12739180	22°	4.46	9.17	17.94			P12.5/12-22	*2.3	MDCF		3m RP				11TD LVABC/S	1 1	150 2000			*FSL 14.6, SINK VALUE FROM EXSTING SURFACE LEVEL. ~0.1m TO BE CUT AROUND POLE. REFER CIVIL
	12B	X383751	~~318°~~ 318°	~~2.1~~ 1.59	~~3.26~~ 2.31	~~6.32~~ 4.29	P14/12-22	P14/12-22		EX	EX		EX		11TD LVABC/T			EX EX				
CHRISTENSEN RD STH	17	P115093	EX	EX	EX	EX	P12.5/8-14	P12.5/8-14		EX	EX		EX		11P LVP SLUGT04/2	11P LVP SLUGT04/2		EX EX EX				
	20	P115094	EX	EX	EX	EX	P12.5/8-14	P12.5/8-14		EX	EX		EX		11P LVP SLWPBMA4	11P LVP SLWPBMA4		EX EX EX				
	25	P115100	EX	EX	EX	EX	P12.5/12-22	P12.5/12-22		EX	EX		EX		11P LVP SLWPBMA4	11P LVP SLWPBMA4		EX EX EX				
	27	P115095	EX	EX	EX	EX	P12.5/8-14	P12.5/8-14		EX	EX		EX		11P LVP SLWPBMA4	11P LVP SLWPBMA4		EX EX EX				
	29	P115096	EX	EX	EX	EX	P12.5/12-22	P12.5/12-22		EX	EX		EX		11P LVP SLWPBMA4	11P LVP SLWPBMA4		EX EX EX				
	33	P115097	EX	EX	EX	EX	P14/12-22	P14/12-22		EX	EX		EX		11T 11TRIPXUGT LVT LVT240/HV CGEC	11T 11TRIPXUGT LVT LVT240/HV CGEC		EX EX EX EX EX				

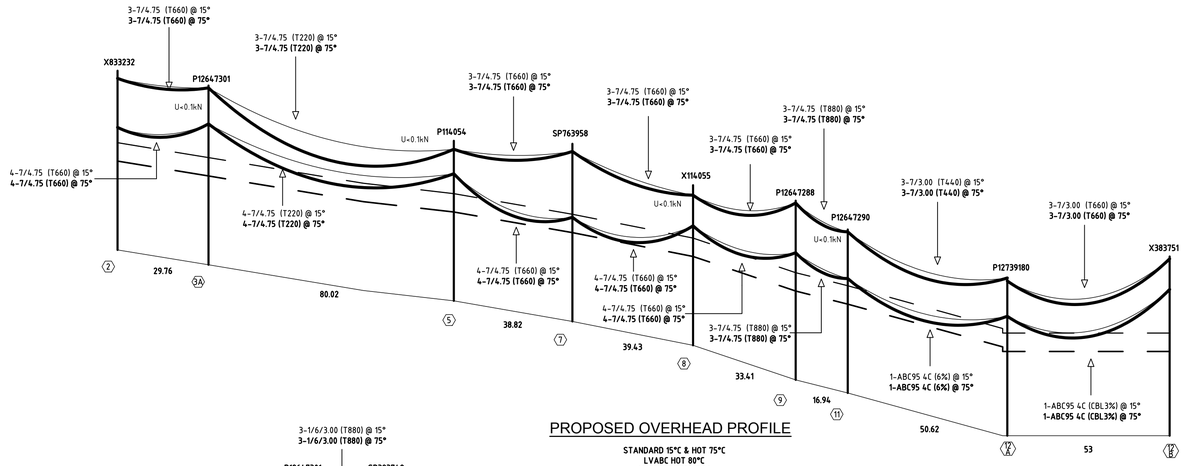

PROPOSED OVERHEAD PROFILE

STANDARD 15°C & HOT 75°C
LVABC HOT 80°C
V, SCALE 1:200 @A1
H. SCALE 1:1000 @A1

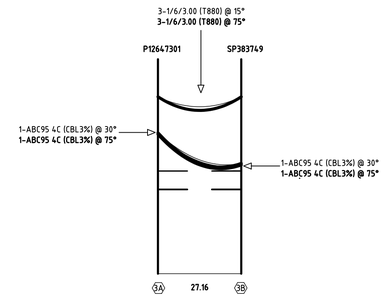

PROPOSED OVERHEAD PROFILE

STANDARD 15°C & HOT 75°C
LVABC HOT 80°C
V, SCALE 1:200 @A1
H. SCALE 1:1000 @A1

ELECTRICAL / STREET LIGHT CERTIFICATION

THIS IS TO CERTIFY THAT THE DESIGN OF ENERGEX RETICULATION IS IN ACCORDANCE WITH ENERGEX DESIGN MANUALS AND WORK CATEGORY SPECIFICATION 47.1 & 47.3 WHERE APPLICABLE.

ROAD LIGHTING CERTIFIED TO COMPLY WITH AS/NZS 1158.1.1:2022 FOR 'V' CATEGORY & AS/NZS 1158.3.1:2020 FOR 'P' CATEGORY LIGHTING FOR ROADS & PUBLIC SPACES SUPPLIED UNDER ENERGEX CONTRACT. THE LIGHTING DESIGN IS BASED UPON THE FOLLOWING MAINTENANCE SCHEDULE:

* LED LAMP REPLACEMENT AT 88000 HOUR INTERVALS INC. CLEANING & INSPECTION OF LUMINAIRE EVERY 48 MONTHS.
* LAMP REPLACEMENT AT 36 MONTH INTERVALS INC. CLEANING & INSPECTION OF LUMINAIRE.
* VEGETATION TO BE KEPT CLEAR OF LUMINARIES.
* INSPECTION PATROLS & SPOT LAMP REPLACEMENT TO MAINTAIN SERVICE AVAILABILITY AT MIN. 95%.
* LUMINARIES & LAMPS TO BE REPLACED WITH EXACT EQUIVALENTS.
*LUX PLOT SHOWN TO EXISITNG LUMMINARIES OUTSIDE LIMIT OF RECOMMENDATION THAT MAY NOT COMPLY TO AS1158.3.1 2020. REFER SHEET 5.

STREET NAME
CHRISTENSEN RD, CHRISTENSEN RD STH

LIGHTING CATEGORY
PR5

KRIS BOVEINIS (RPEQ 22272)

DATE 20.02.25

OVERHEAD CONDUCTOR SCHEDULE

LOCATION	STATIONS FROM-TO	VOLTS	EXISTING	TRANSFER	RECOVER	ERECT	No. OF SPANS	DIST (m)	STRING TABLE	M.E.S	SAG SPAN FROM - TO	SAG (m) 15°	SAG (m) 30°	CONDUCTOR LENGTH (m) NEW	CONDUCTOR LENGTH (m) REC	LCC	REMARKS
CHIRSTENSEN RD	2 - 3A	11kV	3-7/4.75	3-7/4.75			1	29.8	660	40.01	2-8	0.58	0.63				
	-	LV	4-7/4.75	4-7/4.75			1	29.8	660	40.458	2-5	0.58	0.63				
	3A - 3B	11kV	3-1/6/3.00	3-1/6/3.00			1	27	880	27.16	3A-3B	0.65	0.72				
		LV	1-95ABC	1-95ABC			2	27	880	27.16	3A-3B	0.77	0.83				
	3A - 5	11kV	3-7/4.75	3-7/4.75			1	80	220	40.01	2-8	0.58	0.63				
	-	LV	4-7/4.75	4-7/4.75			1	80	220	40.58	2-5	1.69	1.83				
	8 - 9	11kV	3-7/4.75	3-7/4.75			1	34	660	33.41	8-9	0.74	0.83				
	-	LV	4-7/4.75	4-7/4.75			1	34	660	33.41	8-9	0.74	0.83				
	9 - 11	11kV				3-7/4.75	1	29	880	16.94	9-11	0.25	0.32	30			
	-	LV				2-7/4.75	1	29	880	16.94	9-11	0.19	0.27	30			
	10 - 12	11kV	3-7/4.75		3-7/4.75		1	49							49		
	-	LV	1-95 ABC 4C		1-95 ABC 4C		1	49							49		
	10 - 17	11kV	3-7/4.75		3-7/4.75		1	49							49		
	-	LV	2-7/4.75		2-7/4.75		1	49							49		
	11 - 12A	11kV				3-7/4.75	1	50	440	50.6	11-12	1.13	1.26	52			
	-	LV				1-95 ABC 4C	1	50	440	50.6	11-12	1.13	1.26	52			
	12A - 12B	11kV	3-7/3.00	3-7/3.00			1	55	660	53	12A-12B	2.47	2.75				
	-	LV	1-95ABC	1-95ABC			1	55	660	53	12A-12B	1.55	1.96				
CHIRSTENSEN RD STH	17 - 33	11kV	3-7/4.75		3-7/4.75		5	297							297		
	-	LV	2-7/4.75		2-7/4.75		5	297							297		

ISSUE FOR COUNCIL ACCEPTANCE ONLY

NOT FOR CONSTRUCTION

This drawing is to be considered preliminary until this disclaimer is removed by Peter Eustace Pty. Ltd.

R	DESCRIPTION	DATE
A	ISSUED FOR COUNCIL ACCEPTANCE ONLY. NOT FOR CONSTRUCTION.	18.11.24
B	ISSUE FOR ENERGEX ACCEPTANCE ONLY. NOT FOR CONSTRUCTION	17.12.24
C	ISSUE FOR COUNCIL ACCEPTANCE ONLY. NOT FOR CONSTRUCTION.	20.02.25

PE CONSULTING ENGINEERS
STREET ADDRESS U14, 39 Lawrence Dr, Nerang QLD 4211
POSTAL ADDRESS PO Box 2835, Nerang DC QLD 4211
TELEPHONE (07) 5596 1425
EMAIL mail@peceo.com.au
WEB petereustace.com.au

NORTH

22-0641-EGX -04

SITE CONTACT DETAILS		COUNCIL STANDARD ALIGNMENTS	
NAME		Energex OH	0.7m FoK
TBC		Energex UG	0-0.9m RP
COMPANY		NBN	REFER NBN
-		GAS	REFER GAS
PHONE	-	HP GAS	REFER GAS
MOBILE	-	WATER	REFER CIVIL
FAX	-	STORMWATER	REFER CIVIL
		SEWERAGE	REFER CIVIL
		OTHER	REFER CIVIL

WORKS COORDINATOR	PECE
PARENT PROJECT NO.	
WORK REQUEST NO.	
LOTS	304, 903 'DRAINAGE RESERVE'
CANCELLING LOTS	BAL LOT 505 SP316171
LOCAL AUTHORITY	GOLD COAST CITY COUNCIL
UBD REF	
PEGGED?	

APPROVED	KRIS BOVEINIS
CHECKED	KRIS BOVEINIS
DESIGNER	LUKE ARACE
PHONE	(07) 5596 1425
PLANNER	KRIS BOVEINIS
PHONE	(07) 5596 1425
ISSUE DATE	20 FEBRUARY 2025

PECE

INSTALL CONDUIT, LV CABLE, STREETLGHT, & OH WORKS

VANTAGE YATALA STAGE 3 EXTERNAL WORKS
CHRISTENSEN RD & CHRISTENSEN RD SOUTH
STAPYLTON, QLD, 4207

WORKSPLAN VERSION 5.5
SCALE: N.T.S.
PROJECT / SUB PROJECT NO.
S1302115
Sheet 4 of 7
ISSUE NO: C

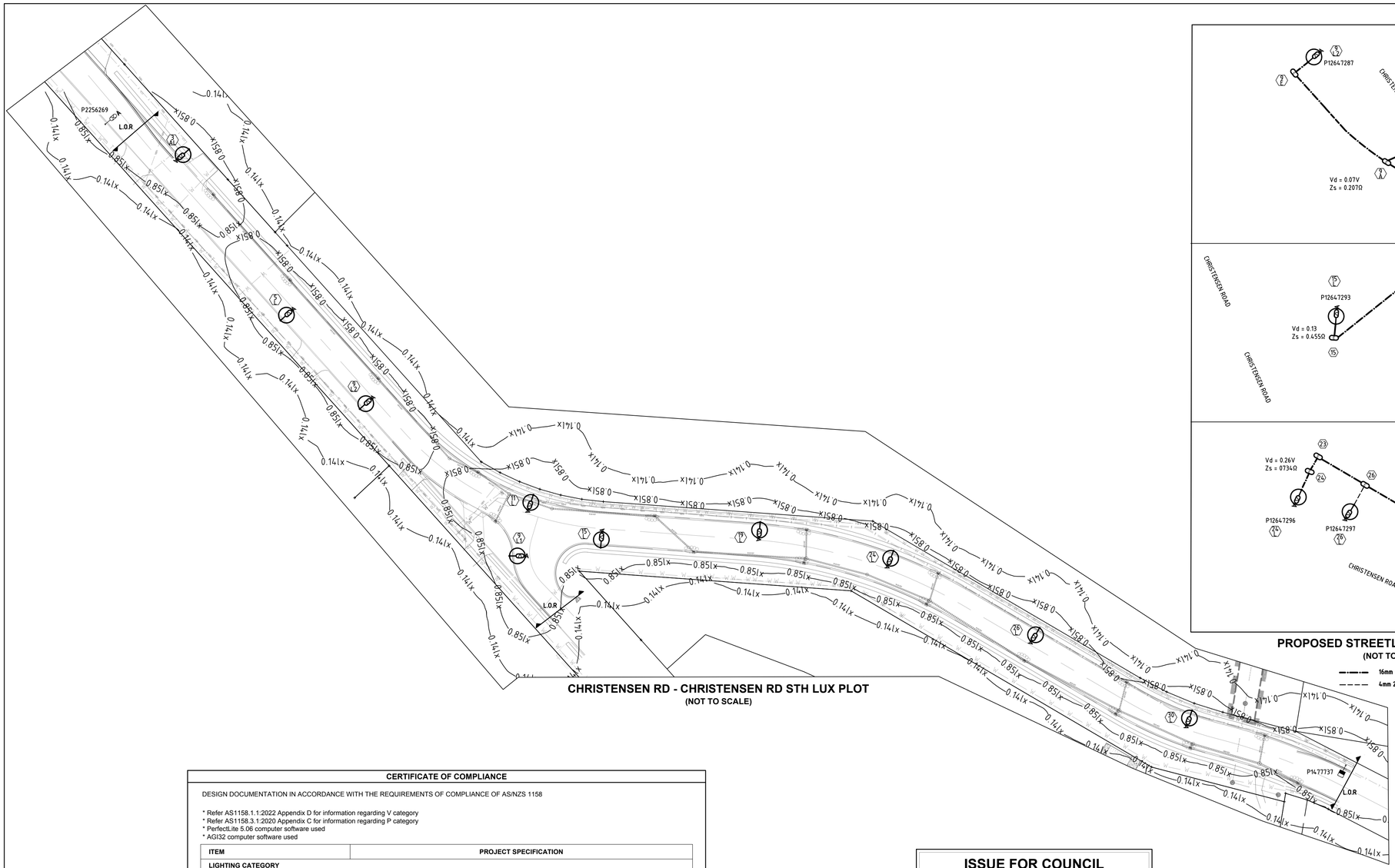

CHRISTENSEN RD - CHRISTENSEN RD STH LUX PLOT
(NOT TO SCALE)

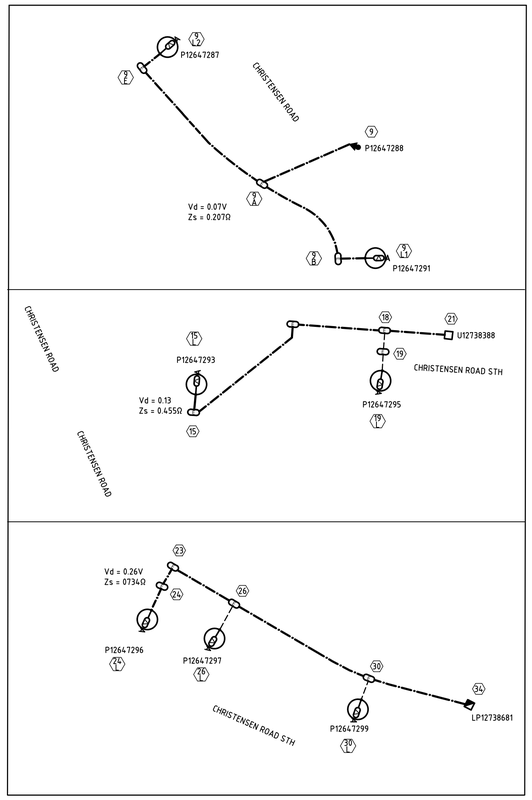

PROPOSED STREETLIGHT GEOGRAPHICS
(NOT TO SCALE)

16mm 2C STREET LIGHT CABLE
4mm 2C STREET LIGHT CABLE

ELECTRICAL / STREET LIGHT CERTIFICATION

THIS IS TO CERTIFY THAT THE DESIGN OF ENERGEX RETICULATION IS IN ACCORDANCE WITH ENERGEX DESIGN MANUALS AND WORK CATEGORY SPECIFICATION 47.1 & 47.3 WHERE APPLICABLE.

ROAD LIGHTING CERTIFIED TO COMPLY WITH AS/NZS 1158.1.1:2022 FOR "V" CATEGORY & AS/NZS 1158.3.1:2020 FOR "P" CATEGORY LIGHTING FOR ROADS & PUBLIC SPACES SUPPLIED UNDER ENERGEX CONTRACT. THE LIGHTING DESIGN IS BASED UPON THE FOLLOWING MAINTENANCE SCHEDULE:

* LED LAMP REPLACEMENT AT 88000 HOUR INTERVALS INC. CLEANING & INSPECTION OF LUMINAIRE EVERY 48 MONTHS.
* LAMP REPLACEMENT AT 36 MONTH INTERVALS INC. CLEANING & INSPECTION OF LUMINAIRE.
* VEGETATION TO BE KEPT CLEAR OF LUMINARIES.
* INSPECTION PATROLS & SPOT LAMP REPLACEMENT TO MAINTAIN SERVICE AVAILABILITY AT MIN. 95%.
* LUMINARIES & LAMPS TO BE REPLACED WITH EXACT EQUIVALENTS.
*LUX PLOT SHOWN TO EXISITNG LUMMINARIES OUTSIDE LIMIT OF RECOMMENDATION THAT MAY NOT COMPLY TO AS1158.3.1 2020. REFER SHEET 5.

STREET NAME	LIGHTING CATEGORY
CHRISTENSEN RD, CHRISTENSEN RD STH	PR5

KRIS BOVEINIS (RPEQ 22272) K Boveinis

DATE 20.02.25

MAINTENANCE REGIME

Maintenance Factor Assumed: The maintenance factor assumed in the calculations is as follows:
* Luminaire Maintenance Factor (refer AS 1158 1.1:2022 APPENDIX E).
* Lamp Lumen Depreciation Factor (Refer Lamp Manufacturer's "Lamp Lumen Depreciation Curves").

Maintenance Factor Calculated **0.75**

Schedule of Maintenance: This road lighting design is based on the following maintenance schedule:

*LED lamp replacement carried out at 88000 hrs intervals. Cleaning regime every 48 months.
*All other luminaires lamp replacement & cleaning carried out at 36 month intervals.

At this time the following shall also occur:

* All optical surfaces, both internal and external, of the luminarie shall be cleaned.
* All gaskets shall be checked for deterioration and replaced where necessary.
* Damaged/weathered visors shall be replaced.
* All accessible screws, nuts etc. shall be checked for tightness.
* A visual check shall be made of the electrical components and wiring for signs of overheating.
* If required, the luminaire shall be realigned/adjusted to the design specification.

CERTIFICATE OF COMPLIANCE

DESIGN DOCUMENTATION IN ACCORDANCE WITH THE REQUIREMENTS OF COMPLIANCE OF AS/NZS 1158

* Refer AS1158.1.1:2022 Appendix D for information regarding V category
* Refer AS1158.3.1:2020 Appendix C for information regarding P category
* PerfectLite 5.06 computer software used
* AGI32 computer software used

ITEM	PROJECT SPECIFICATION		
LIGHTING CATEGORY			
Road Name	**CHIRSTENSEN RD**		**CHIRSTENSEN RD STH**
Nominated Lighting Category	**PR5**		**PR5**
Road Surface Reflection Characteristic	**R3**		**R3**
INSTALLATION GEOMETRY			
Road Reserve Lighting Design Width	**30**		**30**
Mounting Height	**10.5**		**10.5**
Overhang	**-0.5/2.2**	**-0.5/2.2**	**2.2**
Lighting Arrangement	**ARR3**	**ARR1**	**ARR1 / ARR3**
Pole Setback	**0.9/5loK**	**0.9/5loK**	**0.9 loK**
Upcast Angle	**0°**	**0°**	**0°**
LUMINAIRE/LAMP 1 DETAILS			
Lamp Type / Wattage	**L67A**	**L67A**	**L67A**
Luminaire Identification	**Philips RoadFlair**	**Philips RoadFlair**	**Philips RoadFlair**
Lamp Flux (Lumens)	**10838**	**10838**	**10838**
I-Table Number (.cie)	**BRP392 LED108NW 67W 220-240V DWV**	**BRP392 LED108NW 67W 220-240V DWV**	**BRP392 LED108NW 67W 220-240V DWV**
Lighting Tariff	**2**	**2**	**2**
Power Factor	**HPF (> 0.95)**	**HPF (> 0.95)**	**HPF (> 0.95)**
Start/Run Currents (Amps)	**0.28**	**0.28**	**0.28**
IP Rating	**IP66**	**IP66**	**IP66**
CATEGORY PR5 LUMINAIRE/LAMP 1 MAXIMUM SPACING CALCS			
Average Horizontal Illuminance (E_{av})	**≥0.85 lx**		
Minimum Point Horizontal Illuminance (E_{min})	**≥0.14 lx**		
Illuminance Uniformity (U_{ei})	**≤10**		
Upward wasted light ratio (UWLR) %	**≤0%**		
Road Reserve Lighting Design Width (m)	Maximum Spacing (m)	Maximum Spacing (m)	Maximum Spacing (m)
30	**74**	**78.5**	**74 / 78.5**

ISSUE FOR COUNCIL ACCEPTANCE ONLY

NOT FOR CONSTRUCTION

This drawing is to be considered preliminary until this disclaimer is removed by Peter Eustace Pty. Ltd.

RATE 2 STREETLIGHT SCHEDULE

LOCATION	STN No	SITE ID (POLE No)	POLE or COMPONENTS						LANTERN								OUTREACH BRACKET					MOUNT HEIGHT (m)	REMARKS
			COMP ID	EXIST (m)	REC (m)	ERECT (m)	SLM or IIN	ALIGN (m)	COMP ID	EXIST	RECOVER LUMIN	RECOVER CUST	DATE DE-ENERG	ERECT LUMIN	ERECT CUST	DATE ENERG	SLM or IIN	EXIST (m)	REC (m)	ERECT (m)	SLM or IIN	UPCAST (°)		
CHIRSTENSEN RD	3AL	P12647301	PO 1			TIMBER	EX	5m BoK	SL 1					L67A	GCCC		SLEDPH0702A			3	SWPBMA3	0°	10.5	
	5L	P12647286	PO 1			8.5BPM	SB105130OCI1	0.8 BoK	SL 1					L67A	GCCC		SLEDPH0702A			3		0°	10.5	
	9L1	P12647291	PO 1			8.5BPM	SB105130OCI1	0.8 BoK	SL 1					L67A	GCCC		SLEDPH0702A			3		0°	10.5	
	9L2	P12647287	PO 1			8.5BPM	SB105130OCI1	0.8 BoK	SL 1					L67A	GCCC		SLEDPH0702A			3		0°	10.5	
	10L	P115092	PO 1	EX	EX		EX	EX	SL 1		S100	GCCC					EX	EX				EX	EX	
	11L	P12647290	PO 1			TIMBER	EX	1m BoK	SL 1					L67A	GCCC		SLEDPH0702A			3	SWPBMA4	5°	10.5	
CHRISTENSEN RD STH	15L	P12647293	PO 1			8.5BPM	SB105130UCI1	0.8 BoK	SL 1					L67A	GCCC		SLEDPH0702A			3		0°	10.5	
	19L	P12647295	PO 1			8.5BPM	SB105130UCI1	0.8 BoK	SL 1					L67A	GCCC		SLEDPH0702A			3		0°	10.5	
	20L	P115094	PO 1	EX	EX		EX	EX	SL 1		S100	GCCC					EX	EX				EX	EX	
	24L	P12647296	PO 1			8.5BPM	SB105130UCI1	0.8 BoK	SL 1					L67A	GCCC		SLEDPH0702A			3		0°	10.5	
	25L	P115100	PO 1	EX	EX		EX	EX	SL 1		S100	GCCC					EX					EX	EX	
	26L	P12647297	PO 1			8.5BPM	SB105130UCI1	0.8 BoK	SL 1					L67A	GCCC		SLEDPH0702A			3		0°	10.5	
	27L	P115095	PO 1	EX	EX		EX	EX	SL 1		S100	GCCC					EX	EX				EX	EX	
	29L	P115096	PO 1	EX	EX		EX	EX	SL 1		S100	GCCC					EX	EX				EX	EX	
	30L	P12647299	PO 1			8.5BPM	SB105130UCI1	0.8 BoK	SL 1					L67A	GCCC		SLEDPH0702A			3		0°	10.5	

R	DESCRIPTION	DATE
A	ISSUED FOR COUNCIL ACCEPTANCE ONLY NOT FOR CONSTRUCTION	18.11.24
B	ISSUE FOR ENERGEX ACCEPTANCE ONLY NOT FOR CONSTRUCTION	17.12.24
C	ISSUE FOR COUNCIL ACCEPTANCE ONLY NOT FOR CONSTRUCTION	20.02.25

PE CONSULTING ENGINEERS
STREET ADDRESS U14, 39 Lawrence Dr, Nerang QLD 4211
POSTAL ADDRESS PO Box 2835, Nerang DC QLD 4211
TELEPHONE (07) 5596 1425
EMAIL mail@pecse.com.au
WEB petereustace.com.au

NORTH

22-0641-EGX -05

SITE CONTACT DETAILS		COUNCIL STANDARD ALIGNMENTS		WORKS COORDINATOR	PECE
NAME		Energex OH	**0.7m FoK**	PARENT PROJECT NO.	
TBC		Energex UG	**0-0.9m RP**	WORK REQUEST NO.	
COMPANY		NBN	**REFER NBN**	LOTS	**304, 903 'DRAINAGE RESERVE'**
-		GAS	**REFER GAS**		
PHONE	-	HP GAS	**REFER GAS**	CANCELLING LOTS	**BAL LOT 505 SP316171**
MOBILE	-	WATER	**REFER CIVIL**		
FAX	-	STORMWATER	**REFER CIVIL**	LOCAL AUTHORITY	**GOLD COAST CITY COUNCIL**
		SEWERAGE	**REFER CIVIL**	UBD REF	
		OTHER	**REFER CIVIL**	PEGGED?	

APPROVED	**KRIS BOVEINIS**
CHECKED	**KRIS BOVEINIS**
DESIGNER	**LUKE ARACE**
PHONE	**(07) 5596 1425**
PLANNER	**KRIS BOVEINIS**
PHONE	**(07) 5596 1425**
ISSUE DATE	**20 FEBRUARY 2025**

PECE

INSTALL CONDUIT, LV CABLE, STREETLGHT, & OH WORKS

VANTAGE YATALA STAGE 3 EXTERNAL WORKS
CHRISTENSEN RD & CHRISTENSEN RD SOUTH
STAPYLTON, QLD, 4207

WORKSPLAN VERSION 5.5
SCALE: **N.T.S.**
PROJECT / SUB PROJECT NO.
S1302115
Sheet **5 of 7**
ISSUE NO: **C**

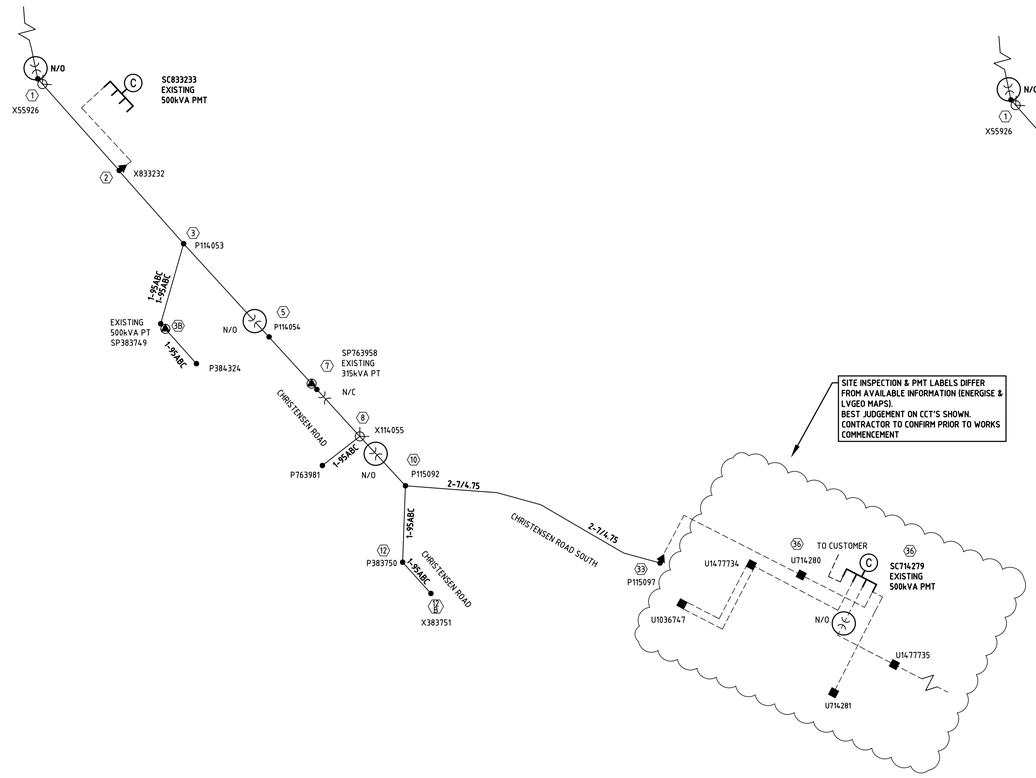

EXISTING LV GEOGRAPHIC

ALL UNDERGROUND CABLE 240LV UNLESS OTHERWISE MARKED
ALL OH CONDUCTOR "MOON" UNLESS OTHERWISE MARKED

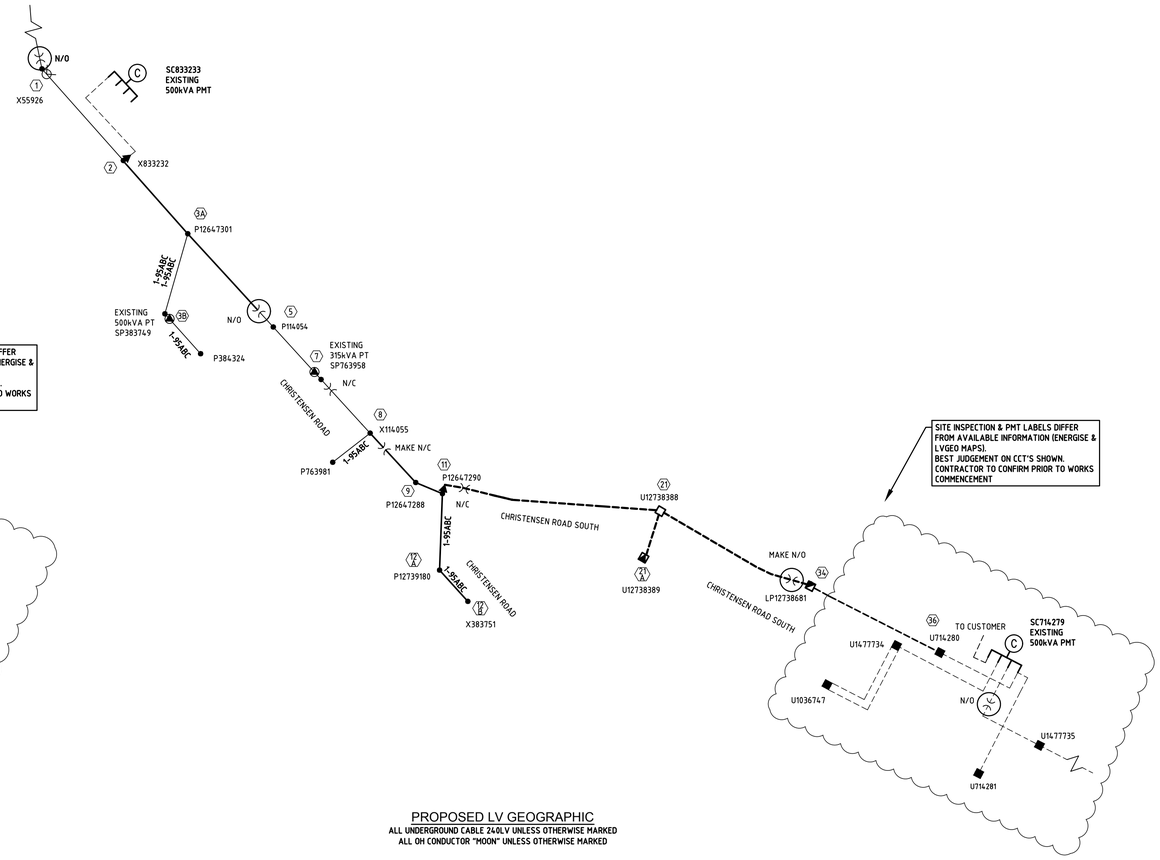

PROPOSED LV GEOGRAPHIC

ALL UNDERGROUND CABLE 240LV UNLESS OTHERWISE MARKED
ALL OH CONDUCTOR "MOON" UNLESS OTHERWISE MARKED

SYMBOL LEGEND

- PROPOSED 240 Al (UNLESS OTHERWISE MARKED)
- PROPOSED 4C16 Cu
- EXISTING 240 Al (UNLESS OTHERWISE MARKED)
- PROPOSED OVERHEAD LV ROUTE
- EXISTING OVERHEAD LV ROUTE
- PMT LV GEOGRAPHIC
- PROPOSED SUPPLY PILLAR
- EXISTING SUPPLY PILLAR
- PROPOSED LINK PILLAR
- EXISTING LINK PILLAR
- COMMERCIAL PILLAR
- CIRCUIT CONTINUES
- DISCONNECT LINKS (OPEN)
- DISCONNECT LINKS (CLOSED)
- OVERHEAD POLE TRANSFORMER
- OVERHEAD POLE (LV ONLY)
- OVERHEAD LV TERMINATION

NOTE:
FOR SC714279;
- AREAS SHOW KEY PILLARS OF AFFECTED CIRCUIT
- (1ST PILLAR ON EACH CCT/THREE WAYS/END OF RUNS)
& 240LV CABLE
SITE INSPECTION DIFFERS FROM AVAILABLE INFORMATION.
BEST JUDGEMENT ON CCT'S SHOWN.
CONTRACTOR TO CONFIRM PRIOR TO WORKS COMMENCEMENT.
SITE INSPECTION ATTACHED TO APPLICATION.

FOR SP763958;
AREAS SHOW KEY POLES/PILLARS OF AFFECTED CIRCUIT.
(THREE WAYS/END OF RUNS)

ELECTRICAL / STREET LIGHT CERTIFICATION

THIS IS TO CERTIFY THAT THE DESIGN OF ENERGEX RETICULATION IS IN ACCORDANCE WITH ENERGEX DESIGN MANUALS AND WORK CATEGORY SPECIFICATION 47.1 & 47.3 WHERE APPLICABLE.

ROAD LIGHTING CERTIFIED TO COMPLY WITH AS/NZS 1158.1.1:2022 FOR 'V' CATEGORY & AS/NZS 1158.3.1:2020 FOR 'P' CATEGORY LIGHTING FOR ROADS & PUBLIC SPACES SUPPLIED UNDER ENERGEX CONTRACT. THE LIGHTING DESIGN IS BASED UPON THE FOLLOWING MAINTENANCE SCHEDULE:

* LED LAMP REPLACEMENT AT 88000 HOUR INTERVALS INC. CLEANING & INSPECTION OF LUMINAIRE EVERY 48 MONTHS.
* LAMP REPLACEMENT AT 36 MONTH INTERVALS INC. CLEANING & INSPECTION OF LUMINAIRE.
* VEGETATION TO BE KEPT CLEAR OF LUMINARIES.
* INSPECTION PATROLS & SPOT LAMP REPLACEMENT TO MAINTAIN SERVICE AVAILABILITY AT MIN. 95%.
* LUMINARIES & LAMPS TO BE REPLACED WITH EXACT EQUIVALENTS.
*LUX PLOT SHOWN TO EXISITNG LUMMINARIES OUTSIDE LIMIT OF RECOMMENDATION THAT MAY NOT COMPLY TO AS1158.3.1 2020. REFER SHEET 5.

STREET NAME	LIGHTING CATEGORY
CHRISTENSEN RD, CHRISTENSEN RD STH	PR5

KRIS BOVEINIS (RPEQ 22272) K Boveinis

DATE 20.02.25

ISSUE FOR COUNCIL ACCEPTANCE ONLY

NOT FOR CONSTRUCTION

This drawing is to be considered preliminary until this disclaimer is removed by Peter Eustace Pty. Ltd.

PMT LV SWBD - SWITCH FUSE CIRCUITS

LOCATION: CHRISTENSEN RD STH **STATION:** SC714279

CIRCUIT No.	LABEL SIZE	LABEL COLOUR	LETTER SIZE	LABEL INFORMATION
TFMR ISOLATOR	80 x 35	WB	6	EXISTING
1	80 x 35	WB	5	EXISTING
2	80 x 35	WB	5	EXISTING
3	80 x 35	WB	5	EXISTING
4	80 x 35	WB	5	TO CHRISTENSEN RD STH LP12738681 [RHS] / CHRISTENSEN RD STH U714281 & SERVICES

MATERIAL: GRAVOPLY II (1.5mm) or similar

LV POLE TERMINATION LABEL

LABEL SIZE	SITE LOCATION FOR ATTACHING OF LABEL	LABEL INFORMATION
300x100	**POLE No:** P12647290	LV CABLE TO CHRISTENSEN RD STH LP12738681 [LHS] / CHRISTENSEN RD STH U12738389 & SERVICES
	LOCATION: CHRISTENSEN RD STH	

MATERIAL: GRAVOPLY II (1.5mm) or similar

NEW STYLE LINK PILLAR

LOCATION: CHRISTENSEN RD STH **STATION:** LP12738681

CIRCUIT No.	LABEL SIZE	LABEL COLOUR	LETTER SIZE	LABEL INFORMATION
1 (LHS)	150x50	WB	5	TO CHRISTENSEN RD STH U12647290 / CHIRSTENSEN RD STH U12738389 & SERVICES
2 (RHS)	150x50	WB	5	TO CHRISTENSEN RD STH SC714279 [FS1] / CHRISTENSEN RD STH U714281 & SERVICES

MATERIAL: GRAVOPLY II (1.5mm) or similar

R	DESCRIPTION	DATE
A	ISSUED FOR COUNCIL ACCEPTANCE ONLY NOT FOR CONSTRUCTION.	18.11.24
B	ISSUE FOR ENERGEX ACCEPTANCE ONLY NOT FOR CONSTRUCTION.	17.12.24
C	ISSUE FOR COUNCIL ACCEPTANCE ONLY NOT FOR CONSTRUCTION.	20.02.25

PE CONSULTING ENGINEERS
STREET ADDRESS U14, 39 Lawrence Dr, Nerang QLD 4211
POSTAL ADDRESS PO Box 2835, Nerang DC QLD 4211
TELEPHONE (07) 5596 1425
EMAIL mail@pece.com.au
WEB petereustace.com.au

NORTH

22-0641-EGX -06

SITE CONTACT DETAILS		COUNCIL STANDARD ALIGNMENTS		WORKS COORDINATOR	PECE
NAME		Energex OH	0.7m FoK	PARENT PROJECT NO.	
TBC		Energex UG	0-0.9m RP	WORK REQUEST NO.	
COMPANY		NBN	REFER NBN	LOTS	304, 903 'DRAINAGE RESERVE'
-		GAS	REFER GAS		
PHONE	-	HP GAS	REFER GAS	CANCELLING LOTS	BAL LOT 505 SP316171
MOBILE	-	WATER	REFER CIVIL		
FAX	-	STORMWATER	REFER CIVIL	LOCAL AUTHORITY	GOLD COAST CITY COUNCIL
		SEWERAGE	REFER CIVIL	UBD REF	
		OTHER	REFER CIVIL	PEGGED?	

APPROVED	KRIS BOVEINIS
CHECKED	KRIS BOVEINIS
DESIGNER	LUKE ARACE
PHONE	(07) 5596 1425
PLANNER	KRIS BOVEINIS
PHONE	(07) 5596 1425
ISSUE DATE	20 FEBRUARY 2025

PECE

INSTALL CONDUIT, LV CABLE, STREETLGHT, & OH WORKS

VANTAGE YATALA STAGE 3 EXTERNAL WORKS
CHRISTENSEN RD & CHRISTENSEN RD SOUTH
STAPYLTON, QLD, 4207

WORKSPLAN VERSION 5.5

SCALE: **N.T.S.**

PROJECT / SUB PROJECT NO.

S1302115

Sheet **6 of 7**

ISSUE NO: **C**

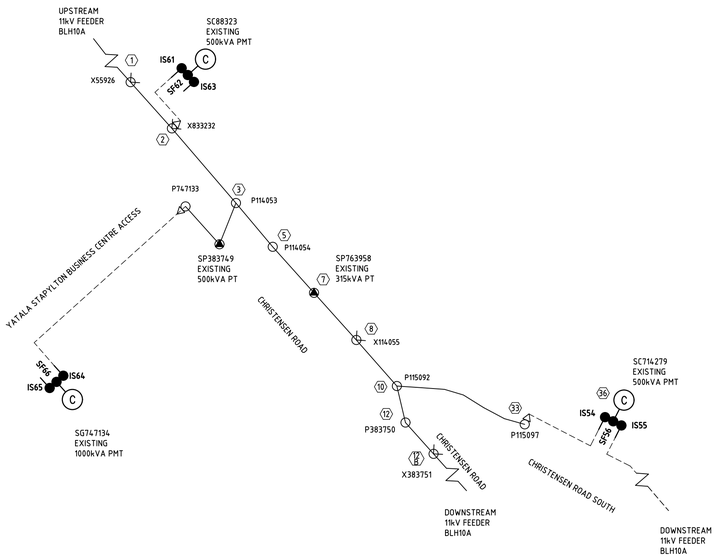

EXISTING HV GEOGRAPHIC

11kV FEEDER BLH10A

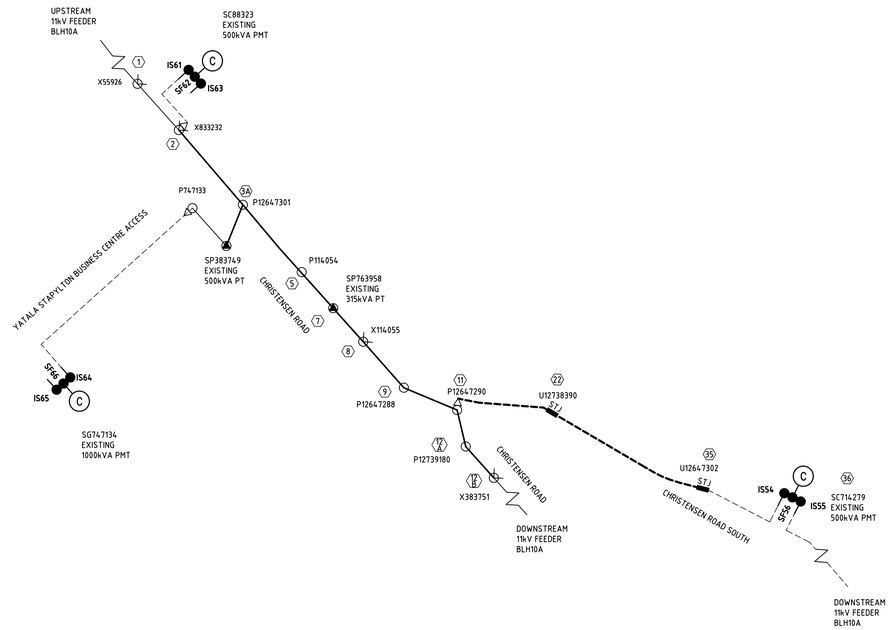

PROPOSED HV GEOGRAPHIC

11kV FEEDER BLH10A

SYMBOL LEGEND

- PROPOSED HV ROUTE
- EXISTING HV ROUTE
- PROPOSED OVERHEAD HV ROUTE
- EXISTING OVERHEAD HV ROUTE
- PMT HV GEOGRAPHIC
- RMU HV GEOGRAPHIC
- 11kV STRAIGHT JOINT
- OVERHEAD POLE TRANSFORMER
- OVERHEAD POLE (HV ONLY)
- OVERHEAD HV TERMINATION
- CIRCUIT CONTINUES

ELECTRICAL / STREET LIGHT CERTIFICATION

THIS IS TO CERTIFY THAT THE DESIGN OF ENERGEX RETICULATION IS IN ACCORDANCE WITH ENERGEX DESIGN MANUALS AND WORK CATEGORY SPECIFICATION 47.1 & 47.3 WHERE APPLICABLE.

ROAD LIGHTING CERTIFIED TO COMPLY WITH AS/NZS 1158.1.1:2022 FOR 'V' CATEGORY & AS/NZS 1158.3.1:2020 FOR 'P' CATEGORY LIGHTING FOR ROADS & PUBLIC SPACES SUPPLIED UNDER ENERGEX CONTRACT. THE LIGHTING DESIGN IS BASED UPON THE FOLLOWING MAINTENANCE SCHEDULE:

* LED LAMP REPLACEMENT AT 88000 HOUR INTERVALS INC. CLEANING & INSPECTION OF LUMINAIRE EVERY 48 MONTHS.
* LAMP REPLACEMENT AT 36 MONTH INTERVALS INC. CLEANING & INSPECTION OF LUMINAIRE.
* VEGETATION TO BE KEPT CLEAR OF LUMINARIES.
* INSPECTION PATROLS & SPOT LAMP REPLACEMENT TO MAINTAIN SERVICE AVAILABILITY AT MIN. 95%.
* LUMINARIES & LAMPS TO BE REPLACED WITH EXACT EQUIVALENTS.
*LUX PLOT SHOWN TO EXISITNG LUMMINARIES OUTSIDE LIMIT OF RECOMMENDATION THAT MAY NOT COMPLY TO AS1158.3.1 2020. REFER SHEET 5.

STREET NAME	LIGHTING CATEGORY
CHRISTENSEN RD, CHRISTENSEN RD STH	PR5

KRIS BOVEINIS (RPEQ 22272) _____

DATE _____

ABB SAFELINK CFC RMU

LOCATION: CHRISTENSEN RD STH **STATION:** SC714279

LABEL SIZE	LABEL COLOUR	LETTER SIZE	LABEL INFORMATION			LABEL LOCATION	LABEL DESCRIPTION
100x40	BW	15	IS54	SF56	IS55	NEAR ISOLATOR	ISOLATOR IDENTIFICATION
150x40	BW	20	EXISTING			FRONT	FEEDER IDENTIFICATION
150x50	BW	10	TO CHRISTENSEN RD STH P12647290	EXISTING	EXISTING	CABLE BOX	CABLE DESTINATION
150x50	BW	10	TO CHRISTENSEN RD STH P12647290	EXISTING	EXISTING	INSIDE SIDE WALL	CABLE DESTINATION

NOTES:
1) Label to be made in GRAVOPLY II (1.5mm) or similar
2) The Feeder I.D Label is only required if the RMU is the first termination outside a Zone Substation
3) Design I.D and Component I.D labels are only required if the RMU is installed in a Zone Substation

11kV FEEDER DESTINATION LABELS

LOCATION: CHRISTENSEN RD STH

LABEL SIZE	STATION I.D	LABEL INFORMATION
300 x 100	**POLE No:** P12647290	11kV CABLE TO CHRISTENSEN RD STH SC714279 IS54

MATERIAL: GRAVOPLY II (1.5mm) or similar

PROPOSED COMMISSIONING SCHEDULE

TENTATIVE ONLY SUBJECT TO AMENDMENT BY SWITCHING CO-ORDINATOR

ITEM No	LOCATION	APPARATUS	ACTION
	COMMISSION NEW PMT - LV AND HV SWITCHING		
1	ADVISE CONTRACT SUPERVISOR SWITCHING TO COMMENCE		
2	RECEIVE CLEARANCE FROM WORK CREWS ALL WORK COMPLETED		
3	NOTIFY ALL WORK CREWS TREAT PILLARS AS LIVE		
4	CHRISTENSEN RD STH SC714279	IS54	OPEN
5	CHRISTENSEN RD X833232	ABS	OPEN
6	CHRISTENSEN RD STH SP383749 *CRITICAL LOAD*	GENSET	INSTALL
7	CHRISTENSEN RD SC777098 *CRITICAL LOAD*	GENSET	INSTALL
8	CHRISTENSEN RD SC736411 *CRITICAL LOAD*	GENSET	INSTALL
9	NEW ROADS	NEW EQUIPMENT	CONNECT & MAKE READY
10	CHRISTENSEN RD X114055	LV FS	OPEN
11		ITEMS 4-8	REVERSE
12	NEW ROADS	NEW LV EQUIPMENT	COMMISSION & TEST
13	ADVISE CONTRACT SUPERVISOR SWITCHING COMPLETE		

ISSUE FOR COUNCIL ACCEPTANCE ONLY

NOT FOR CONSTRUCTION

This drawing is to be considered preliminary until this disclaimer is removed by Peter Eustace Pty. Ltd.

R	DESCRIPTION	DATE
A	ISSUED FOR COUNCIL ACCEPTANCE ONLY NOT FOR CONSTRUCTION	18.11.24
B	ISSUE FOR ENERGEX ACCEPTANCE ONLY NOT FOR CONSTRUCTION	17.12.24
C	ISSUE FOR COUNCIL ACCEPTANCE ONLY NOT FOR CONSTRUCTION	20.02.25

PE CONSULTING ENGINEERS
STREET ADDRESS U14, 39 Lawrence Dr, Nerang QLD 4211
POSTAL ADDRESS PO Box 2835, Nerang DC QLD 4211
TELEPHONE (07) 5596 1425
EMAIL mail@pece.com.au
WEB petereustace.com.au

NORTH

22-0641-EGX -07

SITE CONTACT DETAILS		COUNCIL STANDARD ALIGNMENTS		WORKS COORDINATOR	PECE
NAME		Energex OH	**0.7m FoK**	PARENT PROJECT NO.	
TBC		Energex UG	**0-0.9m RP**	WORK REQUEST NO.	
COMPANY		NBN	**REFER NBN**	LOTS	**304, 903 'DRAINAGE RESERVE'**
-		GAS	**REFER GAS**		
PHONE	-	HP GAS	**REFER GAS**	CANCELLING LOTS	**BAL LOT 505 SP316171**
MOBILE	-	WATER	**REFER CIVIL**		
FAX	-	STORMWATER	**REFER CIVIL**	LOCAL AUTHORITY	**GOLD COAST CITY COUNCIL**
		SEWERAGE	**REFER CIVIL**	UBD REF	
		OTHER	**REFER CIVIL**	PEGGED?	

APPROVED	**KRIS BOVEINIS**	
CHECKED	**KRIS BOVEINIS**	
DESIGNER	**LUKE ARACE**	
PHONE	**(07) 5596 1425**	
PLANNER	**KRIS BOVEINIS**	
PHONE	**(07) 5596 1425**	
ISSUE DATE	**20 FEBRUARY 2025**	

PECE

INSTALL CONDUIT, LV CABLE, STREETLGHT, & OH WORKS

VANTAGE YATALA STAGE 3 EXTERNAL WORKS
CHRISTENSEN RD & CHRISTENSEN RD SOUTH
STAPYLTON, QLD, 4207

WORKSPLAN VERSION 5.5

SCALE: **N.T.S.**

PROJECT / SUB PROJECT NO.

S1302115

Sheet **7 of 7**

ISSUE NO: **C**