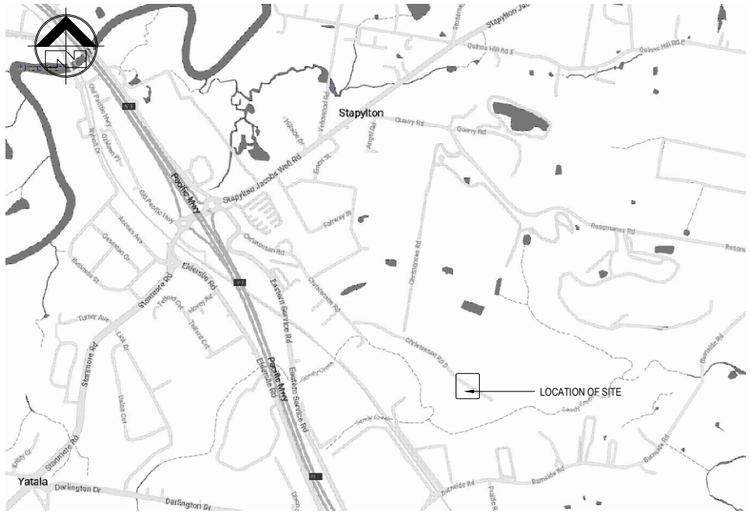

LOCALITY PLAN

N.T.S.

NOTE: EXISTING LID TO BE REMOVED

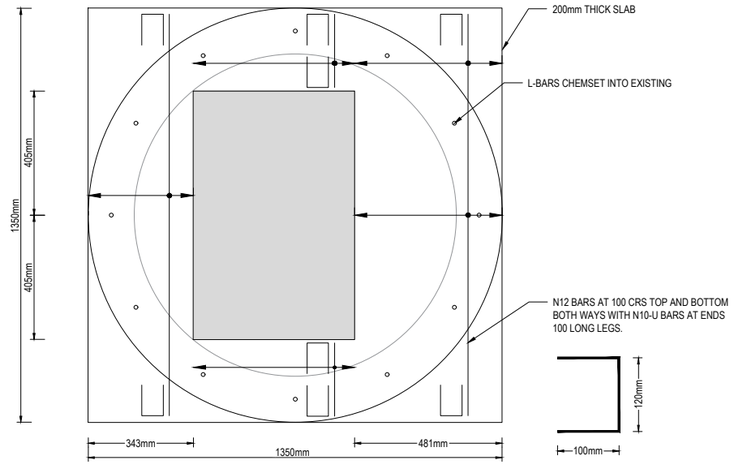

STRUCTURAL SUPPORT SLAB & LID

1:10

CONCRETE NOTES

1. ALL CONCRETE SHALL BE N32 IN ACCORDANCE WITH AS1379 AND AS3600, UNLESS NOTED OTHERWISE.
2. CONSTRUCTION JOINTS OR POUR BREAKS WHERE NOT SHOWN ON PLANS OR DETAILS SHALL BE LOCATED AND FORMED TO THE APPROVAL OF THE SUPERINTENDENT.
3. PROVIDE THE ENGINEER WITH 24 HOURS NOTICE OF REINFORCEMENT BEING READY FOR INSPECTION. NO CONCRETE IS TO BE POURED WITHOUT THE APPROVAL OF THE SUPERINTENDENT.
4. PLACE SUFFICIENT STOOLS UNDER MAIN BOTTOM REINFORCING RODS AND TOP CROSS RODS IN SLABS TO ALLOW THEM TO BE SUPPORTED IN THEIR CORRECT POSITIONS DURING CONCRETING (NOT GREATER THAN 900MM)
5. SUPPLY AND LAY FABRIC IN FLAT SHEETS AT SPLICES. FABRIC SHALL BE LAPPED AS SPECIFIED IN AS 3600.
6. PROVIDE 2/N12 TRIMMER BARS 1000 LONG TO ALL RE-ENTRANT CORNER.
7. WHERE CONFLICT OCCUR COUNCIL STANDARDS SHALL TAKE PRECEDENCE.

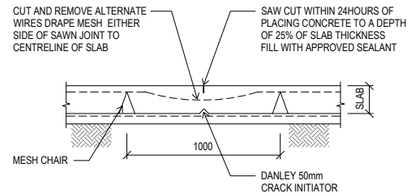

SAWN JOINT DETAIL (SJ)

1 : 20

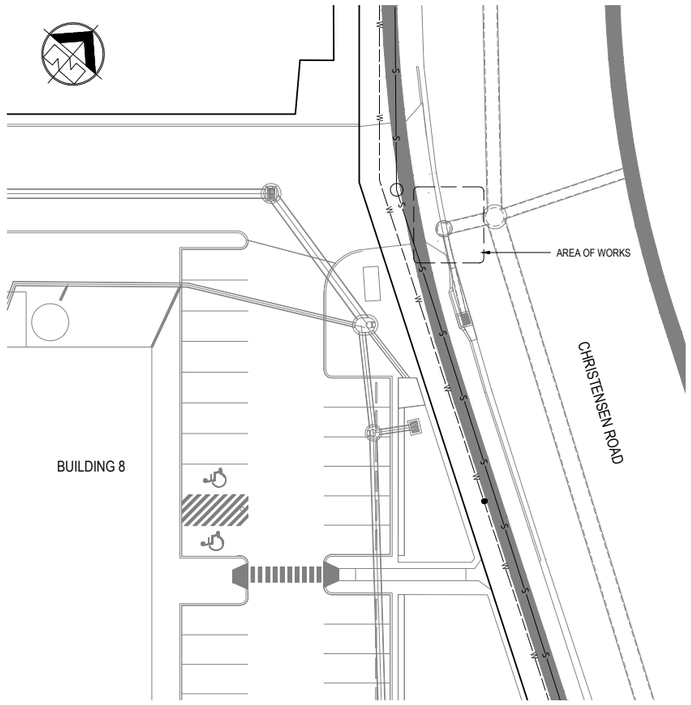

EXISTING PLAN - AREA OF WORKS

1:250

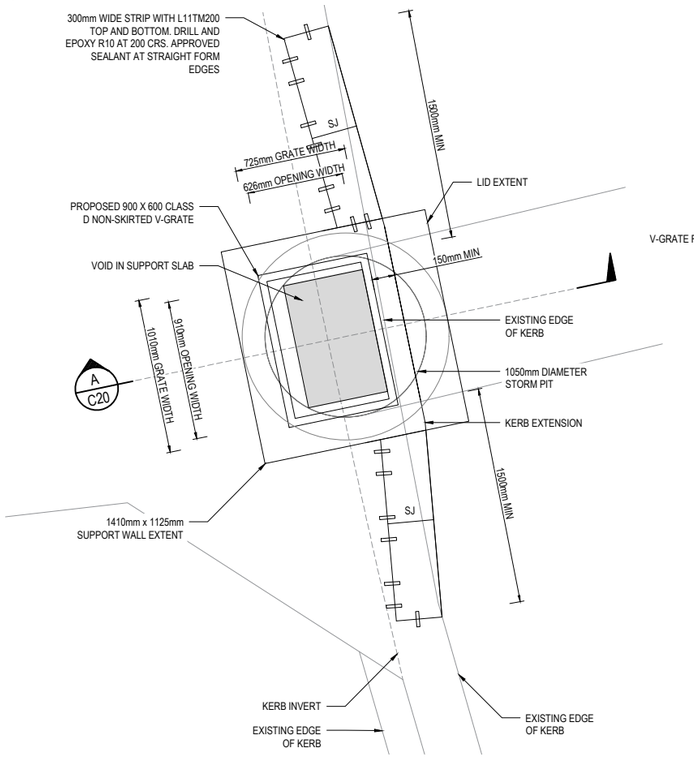

LAYOUT DETAIL

1:20

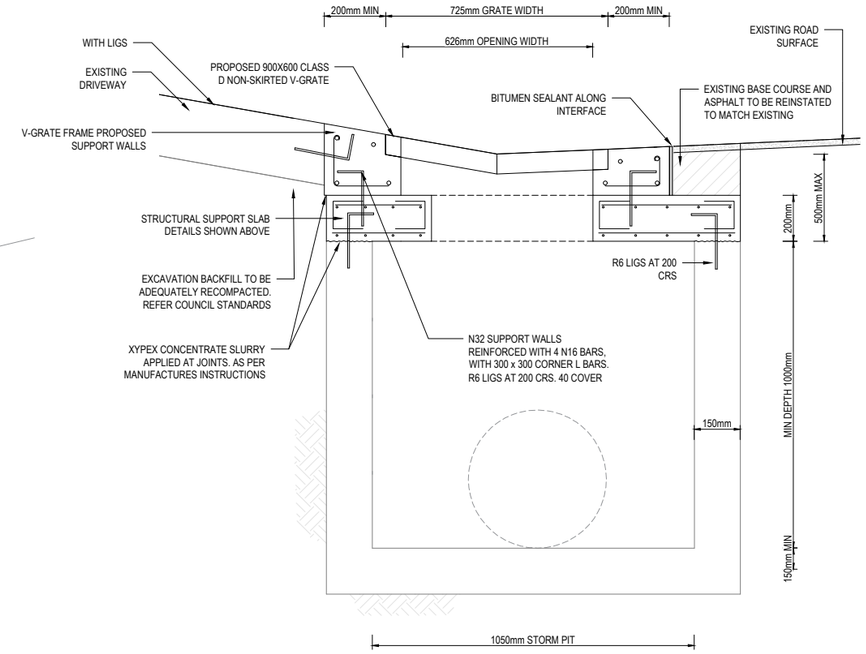

SECTION A-A

1:10

No	DESCRIPTION	DES	DRN	CHK	APP	DATE
A	FOR APPROVAL	J.D.	J.D.	T.S.	N.C.	28.08.2023

REVISION HISTORY

icubed consulting

innovation ingenuity inspiration

Development Services | Engineering | Project Delivery
www.icubed.com.au

SIZE A1 | SCALE AS SHOWN

STATUS FOR REVIEW
NOT FOR CONSTRUCTION

COORDINATE REFERENCE SYSTEM AS SHOWN

PROJECT CAMERON TRANSPORT STAPYLTON

TITLE PROPOSED ACCESS GRATE IN DRIVEWAY

DRAWING No. 11-129-C20

REV A

COPYRIGHT © I³ CONSULTING PTY. LTD. ANY UNAUTHORISED USE, DUPLICATION, DISTRIBUTION, LICENSING OR ALTERATION IS STRICTLY PROHIBITED.